

CX25D



MINI EXCAVATORS D-Series



Engine 3TNV76

Engine power 13.7 kW - 18.6 hp

Operating weight with canopy 2580 kg

Operating weight with cab 2710 kg

SPECIFICATIONS

CX25D

ENGINE

Type _____ YANMAR 3TNV76 - STAGE 5
 Max. Power (2200 rpm) (kW / hp) _____ 13.7 - 18.6
 Displacement (cm³) _____ 1116
 Number of cylinders (n°) _____ 3
 Cooling _____ Liquid
 Consumption (l/h) _____ 3
 Alternator (V) _____ 12 (40 A)
 Battery V (Ah) _____ 12 (65)

HYDRAULIC SYSTEM

Pump type _____ variable flow
 Pump displacement (cm³) _____ 2 x 13 + 8.3
 Pump capacity (l/min) _____ 2 x 28.5 + 18
 Max. circuit calibration pressure (bar) _____ 230
 Auxiliary system (max pressure):
 AUX 1 single or double effect (l/min) _____ 45 - 210 bar
 AUX 2 - optional (l/min) _____ 18 - 200 bar
 AUX 3 - optional (l/min) _____ 46 - 210 bar

SLEWING & TRAVEL SPEED

Travelling speed
 (AUTO TWO SPEED) (km/h) _____ 1st : 0 ÷ 2.6 / 2nd : 0 ÷ 4.3
 Slew speed (rpm) _____ 11

CONTROLS

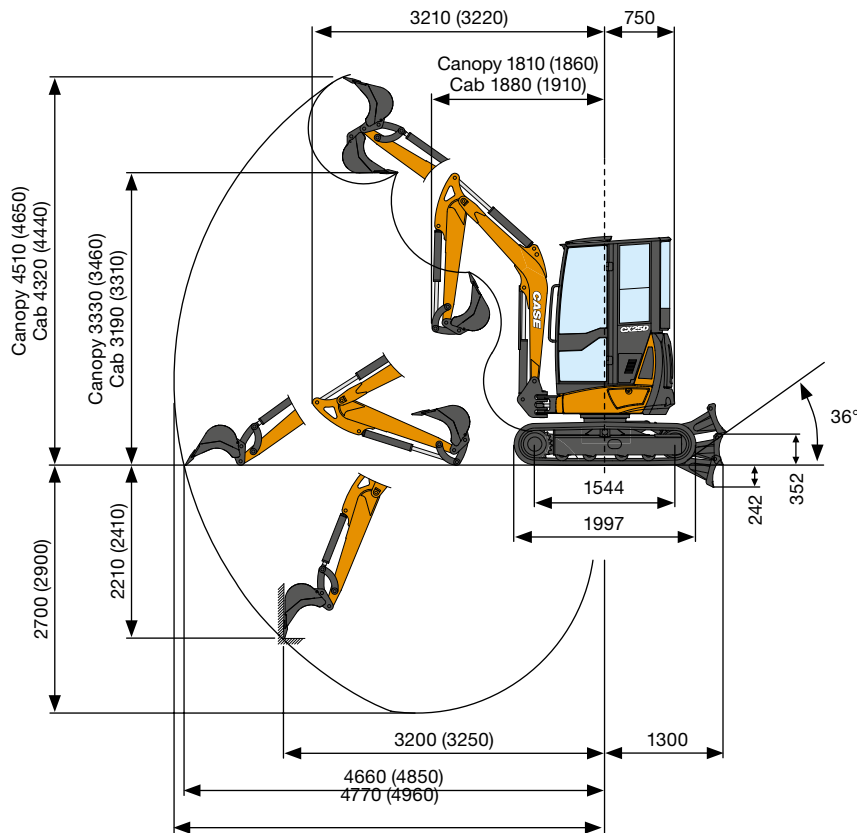
Boom, dipper stick, bucket and turret swing _____ 2 pilot joysticks
 Track movements (included counter rotation) _____ 2 pilot levers
 Dozer blade _____ pilot lever
 Auxiliary system with latch
 AUX 1 (single or double effect) _____ electroproportional switch on right joystick
 Boom swing _____ electroproportional switch on left joystick

WEIGHTS

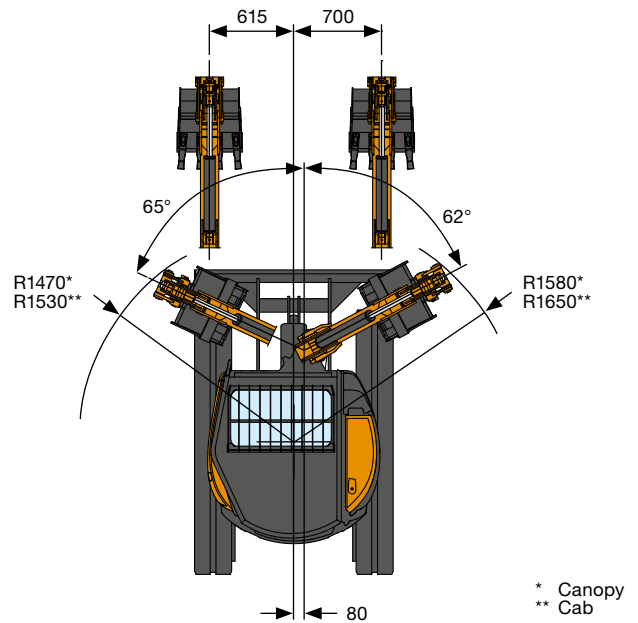
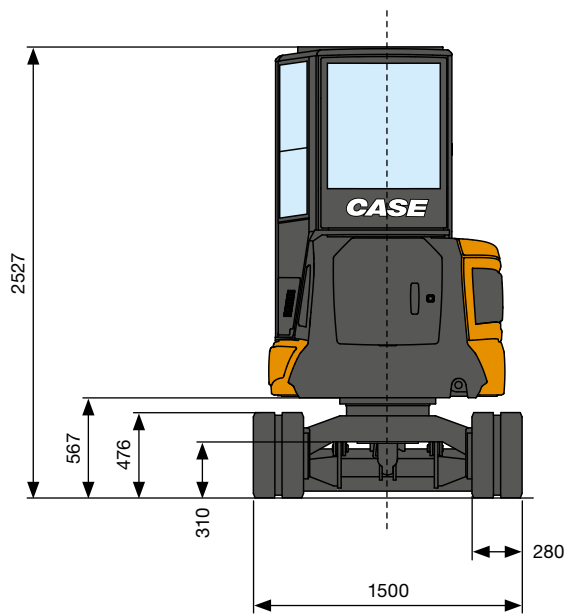
Transport weight with canopy (kg) _____ 2450
 Transport weight with cab (kg) _____ 2580
 Operating weight with canopy* ISO 6016 (kg) _____ 2580
 Operating weight with cab* ISO 6016 (kg) _____ 2710
 *with rubber tracks

CIRCUIT AND COMPONENT CAPACITIES

Fuel tank (l) _____ 26
 Hydraulic oil tank (l) _____ 29
 Hydraulic circuit capacity (l) _____ 40
 Cooling system capacity (l) _____ 5
 Engine oil (l) _____ 2.8



PERFORMANCE DATA		Std. Arm 1350 mm	Opt. Arm 1550 mm
Max. digging depth	mm	2700	2900
Max. dumping height with canopy (with cab)	mm	3330 (3190)	3460 (3310)
Bucket breaking force	daN		2200
Arm breaking force ISO 6015	daN		1450
Traction force	daN		2200
Ground bearing pressure with rubber tracks and canopy (with cab)	kg/cm ²		0.28 (0.29)
Max. slope			60% - 30°



GENERAL DIMENSIONS

Maximum width	mm	1500
Total height	mm	2527
Tracks width	mm	280
Rear rotation radius	mm	750
Digging arm length standard (optional)	mm	1350 (1550)
Rollers number (for each side)	n°	4/1

LIFTING CAPACITY

CX25D

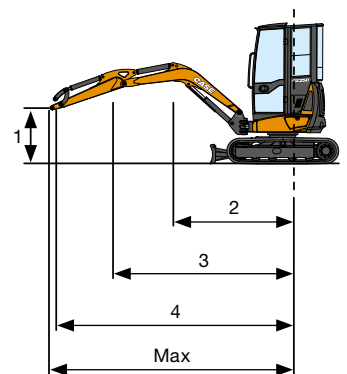
Standard dipper stick L = 1350 mm
(Optional dipper stick L = 1550 mm)

Opening arm from the rotation's center (m)
Lifting capacity (kg) at 1.0 m height

LIFTING CAPACITY	2	3	4	Max
Frontal and lowered dozer blade	1040*	550*	420*	410*
Frontal and lifted dozer blade	750	420	260	240
Lateral, open undercarriage	790	440	280	270

* Indicates the hydraulic load limit.

The lifting capacity is based on the ISO 10567 and it does not exceed more than the 75% of static tipping load or more than the 87% of the hydraulic lifting capacity of the machine.



STANDARD AND OPTIONS

STANDARD EQUIPMENT

- + Tilttable Cab/Canopy (ROP/ TOPS - FOPS Level 1)
- + Windshield washer
- + Rear-view mirrors (left, right)
- + Fabric seat with Mechanical suspension (cab)
- + Vinyl seat with Mechanical suspension (canopy)
- + Standard arm
- + Boom Lift cylinder and dozer blade cylinder protection
- + Standard counterweight
- + Air Filter with drain valve and anti-clogging indicator
- + Servo-assisted hydraulic joysticks with Electro-Hydraulic proportional controls
- + Electro-Hydraulic proportional Swing control
- + 1st Auxiliary (AUX1) circuit with Electro-Hydraulic proportional control
- + AUX1 circuit maximum flow mechanical setting
- + Mechanical diverter between Single effect and Double effect AUX1
- + 2 speed travel with Automatic Shift Down (from 2nd to 1st gear if more traction is required) and Shift-up
- + Rubber tracks
- + Standard Dozer Blade
- + Operator manual
- + Ignition key, which opens every machine lock
- + Standard LED working lights (boom)
- + Battery disconnect switch
- + Variable Volume Pump
- + Standard Hydraulic oil and Lubricants
- + CASE Sitewatch and SiteConnect

OPTIONAL EQUIPMENT

- + DAB Radio, Bluetooth, USB, Aux-in (cab only)
- + Anti-Theft
- + Travel alarm
- + Long arm
- + Additional counterweight
- + 2nd Auxiliary (AUX2) circuit with Electro-Hydraulic proportional control and flow diverter from boom swing
- + Grapple provision (AUX3 with flow diverter from bucket cylinder)
- + Direct Drainage to tank
- + Block valves on dozer blade cylinder
- + Object handling kit (block valves on boom and arm, lifting hook and load chart)
- + Dozer Float
- + Extra LED working lights (cab-front and cab-rear)
- + Rotating beacon
- + Bio Hydraulic oil and Lubricants
- + Automatic Centralized Lubrication
- + High Flow provision (i.e. for Mulcher): max constant flow of 22 l/min at 180 bar
- + Hydraulic quick coupler provision (Single or Double Effect)
- + Mechanical and Hydraulic quick couplers
- + Buckets

CASE AFTERMARKET SOLUTIONS

- + Superior Protection grid (FOPS Level 2)
- + Front Protection grid (Level 2)
- + Arm cylinder and bucket cylinder protection
- + Vast variety of attachments
- + Full range of Mechanical and Hydraulic quick couplers
- + Full range of Buckets

CNH Industrial
Deutschland GmbH
Case Baumaschinen
Benzstr. 1-3 - D-74076 Heilbronn
DEUTSCHLAND

CNH Industrial
Maquinaria Spain, S.A.
Avenida Aragón 402
28022 Madrid - ESPAÑA

CNH Industrial France, S.A.
16-18 Rue des Rochettes
91150 Morigny-Champigny
FRANCE

CNH Industrial Italia Spa
Lungo Stura Lazio 19
10156, Torino
ITALIA

CASE Construction Equipment
Cranes Farm Rd
Basildon - SS14 3AD
UNITED KINGDOM

NOTE: Standard and optional fittings can vary according to the demands and specific regulations of each country. The illustrations may include optional rather than standard fittings - consult your Case dealer. Furthermore, CNH Industrial reserves the right to modify machine specifications without incurring any obligation relating to such changes.

Conforms to directive 2006/42/EC

CASECE.COM
00800-2273-7373

The call is free from a land line.
Check in advance with your Mobile Operator if you will be charged. Toll free number not available from all calling areas.