

CX50D



MINI EXCAVATORS
D-Series



Engine 404J-E22T
Engine power 44 kW - 59.8 hp
Operating weight 4950 kg

SPECIFICATIONS

CX50D

ENGINE

Type _____ PERKINS 404J-E22T - STAGE 5
 Max. Power (2300 rpm) (kW / hp) _____ 44 - 59.8
 Displacement (cm³) _____ 2216
 Number of cylinders (n°) _____ 4
 Cooling _____ Liquid
 Consumption (l/h) _____ 7.1
 Alternator (V) _____ 12 (85 A)
 Battery V (Ah) _____ 12 (100)

HYDRAULIC SYSTEM

Circuit Type _____ Load Sensing closed center system
 with "Flow Sharing" control valve
 Pump type _____ LS hydraulic variable pump
 with electronic control + 1 gear pump
 Pump displacement (cm³) _____ 65 + 14.5
 Pump capacity (l/min) _____ 129 + 28.8
 Max. circuit calibration pressure (bar) _____ 280
 Auxiliary system (max pressure):
 AUX 1 single or double effect
 with priority (l/min) _____ 70 - 200 bar
 AUX 2 double effect (optional) (l/min) _____ 40/30 - 280 bar
 AUX 3 - optional (l/min) _____ 40/30 - 280 bar

SLEWING & TRAVEL SPEED

Travelling speed
 (AUTO TWO SPEED) (km/h) _____ 1st : 0 ÷ 2.6 / 2nd : 0 ÷ 4.5
 Slew speed (rpm) _____ 10.5

CONTROLS

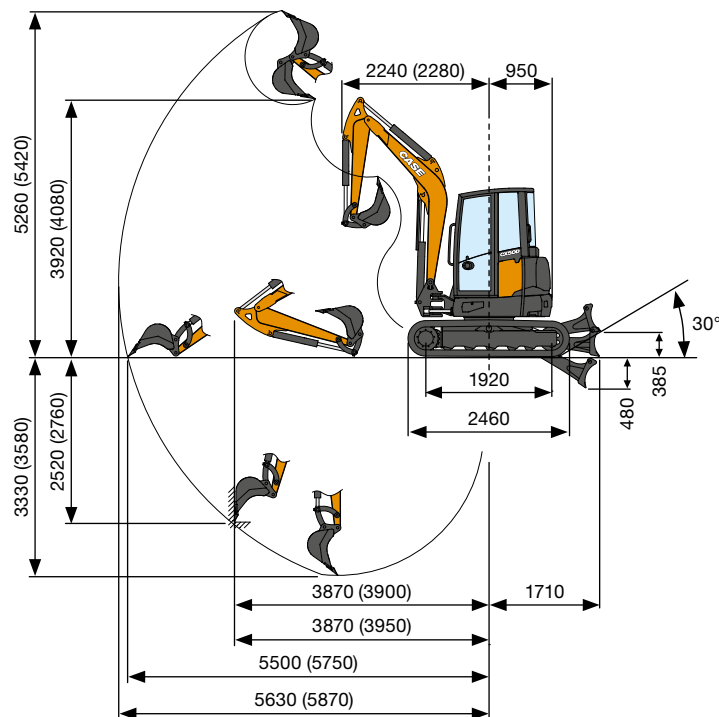
Boom, dipper stick,
 bucket and turret swing _____ 2 pilot joysticks
 Track movements (included counter rotation) _____ 2 pilot levers
 Dozer blade _____ pilot lever
 Priority auxiliary system with holding function
 AUX 1 (single or double effect) _____ electroproportional
 switch on right joystick
 Auxiliary system AUX 2 (double effect) _____ electroproportional
 switch on right joystick
 Auxiliary system AUX 3 (double effect) _____ electroproportional
 switch on left joystick
 Boom swing _____ electroproportional switch on left joystick

WEIGHTS

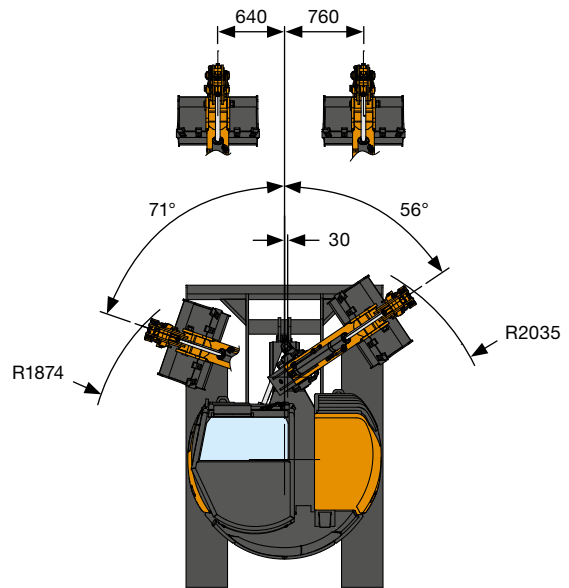
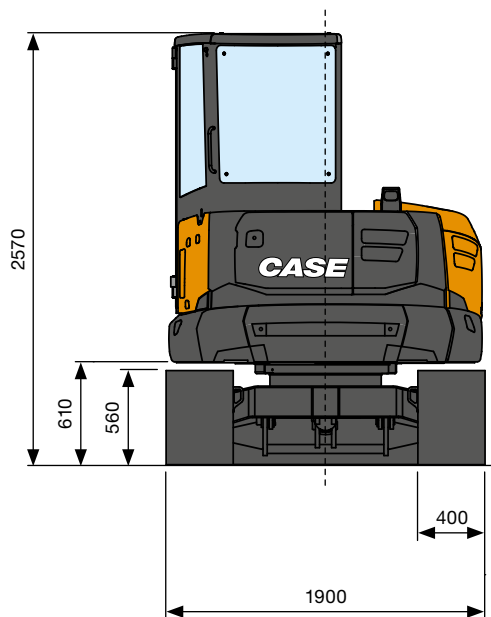
Transport Weight with cab (kg) _____ 4800
 Operating weight with cab
 (with rubber tracks) ISO 6016 (kg) _____ 4950

CIRCUIT AND COMPONENT CAPACITIES

Fuel tank (l) _____ 75
 Hydraulic oil tank (l) _____ 65
 Hydraulic circuit capacity (l) _____ 85
 Cooling system capacity (l) _____ 11
 Engine oil (l) _____ 10.6



PERFORMANCE DATA		Std. Arm 1500 mm	Opt. Arm 1750 mm
Max. digging depth	mm	3330	3580
Max. dumping height	mm	3920	4080
Bucket breaking force	daN		4300
Arm breaking force ISO 6015	daN		2350
Traction force	daN		5420
Ground bearing pressure with rubber tracks and cab	kg/cm ²		0.28
Max. slope			60% - 30°



GENERAL DIMENSIONS

Maximum width	mm	1900
Total height	mm	2570
Tracks width	mm	400
Rear rotation radius	mm	950
Digging arm length standard (optional)	mm	1500 (1750)
Rollers number (for each side)	n°	5/1

LIFTING CAPACITY

CX50D

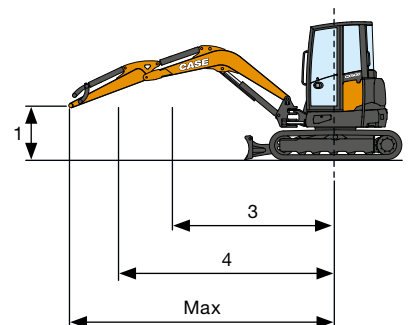
Standard dipper stick L = 1500 mm
(Optional dipper stick L = 1750 mm)

Opening arm from the rotation's center (m)
Lifting capacity (kg) at 1.0 m height

LIFTING CAPACITY	3	4	Max
Frontal and lowered dozer blade	1830*	1280*	1090*
Frontal and lifted dozer blade	1260	820	610
Lateral, open undercarriage	930	620	460

* Indicates the hydraulic load limit.

The lifting capacity is based on the ISO 10567 and it does not exceed more than the 75% of static tipping load or more than the 87% of the hydraulic lifting capacity of the machine.



STANDARD AND OPTIONS

STANDARD EQUIPMENT

- + Tilttable Cab (ROP/TOPS - FOPS Level 1)
- + Automatic Courtesy light
- + Electric socket on the roof for Rotating Beacon
- + Windshield washer
- + Rear-view mirrors (left, right)
- + Fabric seat with Mechanical suspension (cab)
- + Standard arm
- + Boom Lift cylinder and dozer blade cylinder protection
- + Standard counterweight
- + Air Filter with drain valve and electric anti-clogging indicator
- + Hydraulic Reversible Fan Drive with automatic functionality
- + Servo-assisted hydraulic joysticks with Electro-Hydraulic proportional controls
- + Electro-Hydraulic proportional Swing control
- + 1st Auxiliary (AUX1) circuit with Electro-Hydraulic proportional control
- + Digital cluster with AUX1, AUX2 and AUX3 flow settings
- + Electric diverter between Single effect and Double effect AUX1
- + 2 speed travel with Automatic Shift Down (from 2nd to 1st gear if more traction is required) and Shift-up
- + Electronic Proportional RPM control with Auto-Idle
- + Rubber tracks
- + Standard Dozer Blade
- + Operator manual
- + Ignition key, which opens every machine lock
- + Standard LED working lights (boom, right-front hood and left side)
- + Battery disconnect switch
- + Variable Volume Pump
- + Standard Hydraulic oil and Lubricants
- + CASE Sitewatch and SiteConnect

OPTIONAL EQUIPMENT

- + Automatic Air conditioning and Heating
- + DAB Radio, Bluetooth, USB, Memory card SD/SDHC, Aux-in (cab only)
- + Anti-Theft
- + Fabric seat with Pneumatic suspension (cab)
- + Rear view camera
- + Travel alarm
- + Long arm
- + Additional counterweight - Light
- + Additional counterweight - Heavy
- + Electric fuel refill pump
- + 2nd Auxiliary (AUX2) circuit with Electro-Hydraulic proportional control
- + 3rd Auxiliary (AUX3) circuit with Electro-Hydraulic proportional control
- + Grapple provision (AUX3 with flow diverter from bucket cylinder)
- + Direct Drainage to tank
- + Block valves on dozer blade cylinder
- + Object handling kit (block valves on boom and arm, lifting hook and load chart)
- + Steel tracks
- + 6X1 (Angle/Tilt) Dozer Blade
- + Dozer Float
- + Extra LED working lights (cab-front and cab-rear)
- + Rotating beacon
- + Bio Hydraulic oil and Lubricants
- + Automatic Centralized Lubrication
- + High Flow provision (i.e. for Mulcher): max constant flow of 53 l/min at 180 bar
- + Hydraulic quick coupler provision (Single or Double Effect)
- + Mechanical and Hydraulic quick couplers
- + Buckets

CASE AFTERMARKET SOLUTIONS

- + Superior Protection grid (FOPS Level 2)
- + Front Protection grid (Level 2)
- + Arm cylinder and bucket cylinder protection
- + Rubber pads for steel tracks
- + Geogrip tracks
- + Vast variety of attachments
- + Full range of Mechanical and Hydraulic quick couplers
- + Full range of Buckets

CNH Industrial
Deutschland GmbH
Case Baumaschinen
Benzstr. 1-3 - D-74076 Heilbronn
DEUTSCHLAND

CNH Industrial
Maquinaria Spain, S.A.
Avenida Aragón 402
28022 Madrid - ESPAÑA

CNH Industrial France, S.A.
16-18 Rue des Rochettes
91150 Morigny-Champigny
FRANCE

CNH Industrial Italia Spa
Lungo Stura Lazio 19
10156, Torino
ITALIA

CASE Construction Equipment
Cranes Farm Rd
Basildon - SS14 3AD
UNITED KINGDOM

NOTE: Standard and optional fittings can vary according to the demands and specific regulations of each country. The illustrations may include optional rather than standard fittings - consult your Case dealer. Furthermore, CNH Industrial reserves the right to modify machine specifications without incurring any obligation relating to such changes.

Conforms to directive 2006/42/EC

CASECE.COM
00800-2273-7373

The call is free from a land line.
Check in advance with your Mobile Operator if you will be charged. Toll free number not available from all calling areas.