

Technical sheet :

# **280 TJ**

---

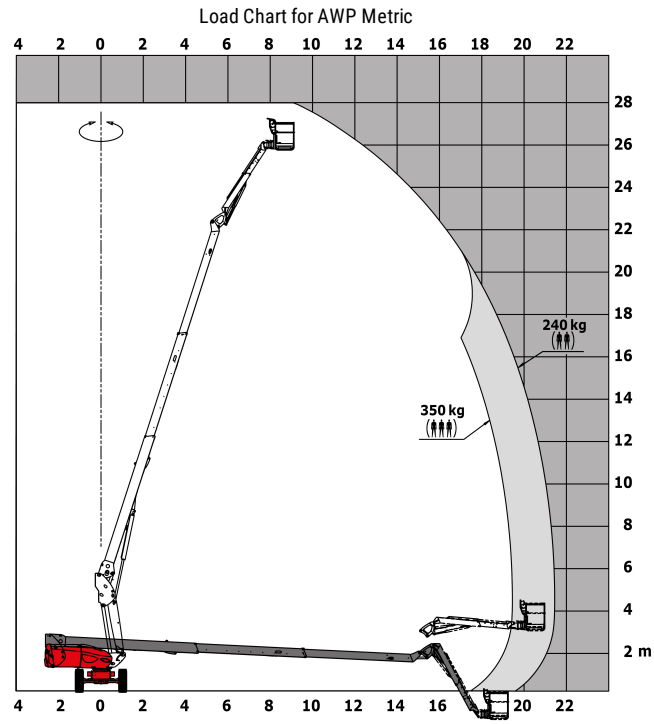


Capacities		Metric
Working height	h21	27.73 m
Platform height	h7	25.73 m
Max. outreach	r1	21.45 m
Pendular arm rotation (top / bottom)		+56.80 ° / -62 °
Platform capacity	Q	350 kg
Turret rotation		360 °
Platform rotation (right / left)		90 ° / 90 °
Number of people (inside / outside)		3 / 2
Weight and dimensions		
Platform weight*		16500 kg
Platform dimensions (length x width)	lp / ep	2.30 m x 0.90 m
Overall width	b1	2.48 m
Overall length	l1	11.36 m
Overall height	h17	2.73 m
Overall length (stowed)	l9	8.09 m
Overall height (stowed)	h18	2.71 m
Floor height (access)	h20	0.40 m
Telescopic jib length folded / unfolded		2800 mm / 4300 mm
Counterweight offset (turret at 90°)	a7	1.43 m
Internal turning radius (over tyres)	b13	1.97 m
External turning radius	Wa3	4.35 m
Ground clearance at centre of wheelbase	m2	0.41 m
Wheelbase	y	2.80 m
Performances		
Drive speed - stowed		4.50 km/h
Drive speed - raised		0.80 km/h
Gradeability		40 %
Permissible leveling		4 °
Wheels		
Tyres type		Solid Tyres Cured-On
Dimensions of front wheels / rear wheels		1025 x 365 mm - 1025 x 365 mm
Drive wheels (front / rear)		2 / 2
Steering wheels (front / rear)		2 / 2
Braking wheels (front / rear)		2 / 2
Engine/Battery		
Engine brand / model		Yanmar - 4TNV88C
I.C. Engine power rating / Power (kW)		46 Hp / 34.30 kW
Miscellaneous		
Ground Pressure		21.30 daN/cm <sup>2</sup>
Hydraulic Pressure		400 Bar
Hydraulic tank capacity		94 l
Fuel tank		76 l
Noise to environment (LWA)		< 102 dB(A)
Vibration on hands/arms		< 0.50 m/s <sup>2</sup>
Standards compliance		
This machine is in compliance with:		European directives: 2006/42/EC- Machinery (revised EN280:2013) - 2004/108/EC (EMC) - 2006/95/EC (Low voltage)

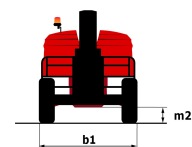
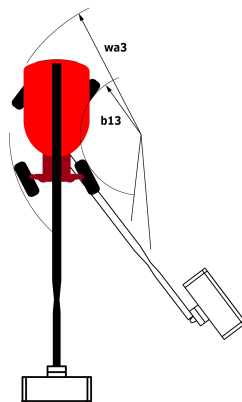
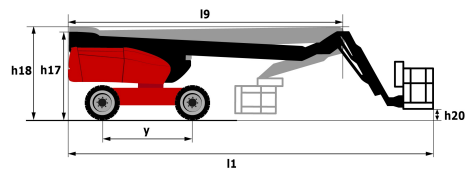
\*Varies according to options and standards of the country to which the machine is delivered

\*\* According to "REDUCE cycle"

# Load chart



# Dimensional drawing



# Equipment

## Standard

230V Predisposition  
 4 simultaneous movements  
 4 wheel drive  
 4 wheel steer with crab mode  
 Audible alarm and illuminated indicator lamp (leveling, overload, lowering)  
 Backup electrical pump  
 CAN bus technology  
 Connected machine  
 Continuous turret rotation  
 Dead man pedal  
 Differential locking on rear axle  
 Emergency stop button in platform and on frame  
 Engine on swivel chair  
 Engine with DPF  
 Front axle with limited slip  
 Fuel gauge with low level indicator  
 Horn in the platform  
 Hour meter  
 LED rotating beacon  
 Large basket with three entries  
 Oscillating front axle  
 Remote control for transport  
 Stop & Go system  
 Telescopic jib  
 Turret orientation information  
 X Y function

## Optional

Access control keypad for easy link  
 Additional storage boxes  
 Air predisposition  
 Battery blanket  
 Battery cut-off  
 Beep on every movement  
 Beep upon travel  
 Biodegradable hydraulic oil  
 Easy link with remote lock  
 Engine Block Heater  
 Extreme cold oil  
 Highly capacity battery  
 Hydraulic oil heater  
 Large basket 2.30m with lateral door  
 Lockable fuel cap  
 Narrow basket 1.80m  
 Non marking solid tyres  
 Onboard generator (3,5 or 5 kW)  
 Panel cradle  
 Personalized paintwork  
 Pipe cradle  
 SPS : Secondary protection system  
 Safety kit (Harness + helmet)  
 Safety valve  
 Screen protection on the lower box control  
 Socket 230 V + differential circuit breaker  
 Spark arrester  
 Working light



Siège Social

430 rue de l'Aubinière - 44150 Ancenis Cedex - France

Tel: +33(0)2 40 09 10 11 - Fax: +33 (0)2 40 09 10 97

[www.manitou.com](http://www.manitou.com)



This brochure describes versions and configuration options for Manitou products which may be fitted with different equipment. The equipment described in this brochure may be standard, optional or not available depending on version. Manitou reserves the right to change the specifications shown and described at any time and without prior warning. The manufacturer is not liable for the specifications given. For more information, contact your Manitou dealer. Non-contractual document. Product descriptions may differ from actual products. List of specifications is not comprehensive. The logos and visual identity of the company are the property of Manitou and may not be used without authorisation. All rights reserved. The photos and diagrams contained in this brochure are provided for information only.

MANITOU BF SA - Limited company with board of directors - Share capital: 39,668,399 euros - 857 802 508 RCS Nantes