





EXTENSION JIB WITH WINCH




- Perfect for transporting and placing beams, frames.
- Improves the forward reach of the telehandler.
- Turns your telehandler into a crane.





Safety: end of cable/hook upper position automatic movement stop



Safety: homologated self locking swivel hook

	PT 600	PT 1000	PT 1500	PT 2000	PT 2000
Hook capacity (kg)	600	1000	1500	2000	2000
Forward reach / depth (mm)	4104	4104	3008	2517	2517
Cable length (m)	40	56	37	49	70
Working height (m)	38	27	35	24	24
Hook speed (m/min)	94	44	48	24	24
Cable loops	Direct	1	Direct	1	1
Weight (kg)	278	299	324	354	354

Machine compatibility

Reference	708538	N/A	N/A	N/A	N/A
MT 733 Easy	x				
MT 933 Easy	x				
MT 1033 Easy	x				
MT 1440	x				
MT 1840	x				
E-RECO	921325	921326	921330	921331	939392
MRT Easy	x	x	x	x	
MRT Privilege +	x	x	x	x	
MRT 2470					x
MRT 3050					x
MRT 3255	x		x		x

MANDATORY MACHINE EQUIPMENT:  +  