


**C-SERIES MINI EXCAVATORS**  
**CX17C | CX18C**

**CASE**  
CONSTRUCTION



**READY FOR THE  
CHALLENGE**

[www.casece.com](http://www.casece.com)

**EXPERTS FOR THE REAL WORLD**  
**SINCE 1842**

# CASE BRAND HERITAGE

## MORE THAN 175 YEARS OF PRIDE AND COMMITMENT



### EXPERTS FOR THE REAL WORLD SINCE 1842

- 1842** Jerome Increase Case founded Racine Threshing Machine Works in Racine, Wisconsin, USA.
- 1912** CASE manufactures road building equipment.
- 1969** CASE begins skid steer loader production.
- 1988** CASE recognized by Fortune magazine: listed by Fortune magazine among the "100 Products America Makes Best."
- 1995** CASE expands attachment offering: co-branding and supply agreements with several key attachment suppliers.
- 2011** CASE leads Tier 4 solutions.
- 2011** Long Enters Hall of Fame: CASE engineer, "father of the loader/backhoe", is inducted into the Construction Equipment Hall of Fame.
- 2016** CASE starts the production of C-Series mini excavators up to 5t in San Mauro Plant for the global market.

### SAN MAURO PLANT AWARDS



**ISO 9001**  
Product quality  
since 2008



**ISO 14001**  
Environment quality  
2004



**ISO 18001**  
Safety management  
2007



**ISO 50001**  
Energy management  
2011



# GET THE JOB DONE WITH EASE



## DESIGNED TO SAVE YOUR TIME

Agility is the name of the game

- **Reaching the jobsite:** easy with variable undercarriage width. Quick folding of blade extensions.
- **Digging:** superior hydraulic flow delivers unparalleled digging efficiency. (+ 5% vs B-Series).
  - Excellent boom swing angles (CX17C left/right: 70/54; CX18C left/right: 60/60) contribute to high versatility.
  - Choice of short and long arms available to match customer needs: high breakout force or outstanding digging depth and reach.
- **Loading:** superior dump height together with ample bucket rollback angle result efficient truck loading and maximum material retention.
- **Dozing:** blade height (250 mm) and blade maximum lifting height (285 mm) are best-in-class on CX17C.
- **Lifting:** CX18C is a conventional model with superior lifting capacity.  
CX17C can be fitted with an additional bolt-on counterweight that further increases stability and lifting capacity.
- **Travel:** features the «auto shift-down» feature that optimizes travel speed and traction.  
Travelling in 2<sup>nd</sup> speed the machine automatically shifts to 1<sup>st</sup> gear if it needs more traction, and then automatically shifts back to 2<sup>nd</sup> gear when no extra traction is required.
- **Transportation:** convenient tie-down points make transportation easy and safe.

# C-SERIES MINI EXCAVATORS

CX18C CAB



CX17C CANOPY



## COMFORT COUNTS

Ergonomic operator station with suspension seat

- CASE CX17C and CX18C feature smooth pilot controls, ergonomically placed joysticks and adjustable wrist rests that make it easy and pleasant to operate them.
- Accessibility to the operator compartment is easy; operators can access the CX18C from both sides
- The suspension seat is standard on both models.



## MODERN AND FUNCTIONAL CLUSTER

Easy-to-read digital cluster

The digital cluster is easy to read, confers a modern look to the operator station and provides useful information:

- Gauges: fuel level, engine coolant temperature
- Info and warning lamps: hydraulic QC lamp, travel speed, engine coolant temperature, engine oil pressure, battery charging, low fuel level



## PEACE OF MIND

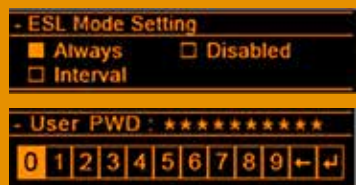
ESL Anti-theft



• All C-Series minis are equipped with a standard anti-theft. It is an Engine Start Limitation (ESL) requiring a 5-digit code that can be set by the operator

- 3 possible settings:

1. Always: ESL is engaged every time the machine is shut off
2. Interval: ESL is engaged after a pre-defined interval of shutt off engine
3. Disabled ESL: ESL is not active





# GET THE JOB DONE IN SAFE CONDITIONS



## SAFETY FIRST

### C-Series Minis: no compromise on safety

- **TOPS / FOPS:** CX17C and CX18C comply with Tip-Over and Falling Objects -Protective-Structure requirements.
- **Emergency stop switch:** CX17C has as a standard feature a switch that immediately stops the engine in case of an emergency.
- **Pilot system with accumulator:** this standard feature allows the operator to put the attachment down safely even with engine turned off for greater safety.
- **Travel alarm:** an acoustic alarm alerts the people near the machine when it moves forward or backward. This feature is optional on every model.
- **2-post canopy:** good visibility is essential to work safely. CX17C Canopy and CX18C Canopy have a unique 2-post design that provides unobstructed front and side views.
- **Double-flange rollers:** de-tracking can be dangerous for the operator and the people near the machine. CASE C-Series minis have a double-flange roller design that minimizes the risk of de-tracking.
- **Zero Tail Swing (ZTS):** the ZTS design (CX17C only) means no risk of hitting obstacles with the rear of the machine when swinging, and creates less obstruction to road traffic.
- **Standard anti-theft:** for a safe storage of the machine, all models are equipped with a standard Engine Start Limit, that, if activated, requires the input of a password to start the machine.



All models are Site Watch telematics pre-wired.

# MAIN REASONS TO CHOOSE THE C-SERIES



## 360° VISIBILITY

- 2-post canopy design
- Large glazed area on CX18C cab version



## SAFETY FIRST

- TOPS / FOPS certified Cab and Canopy
- Emergency stop switch (CX17C)
- Pilot circuit with accumulator



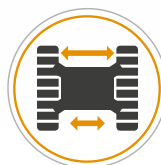
## COMFORT COUNTS

- Proportional auxiliary hydraulics control (CX17C)
- Digital cluster
- Suspension seat



## EASY SERVICEABILITY

- Easy access to battery, hydraulic valves and all regular service components
- Easy-to-read check points on left side
- Two-piece blade hydraulic hose



## VARIABLE TRACK GAUGE

- Hydraulically retractable tracks
- Inner routing of hydraulic hoses







## GREAT RELIABILITY

- X-frame undercarriage
- Cylinder protections
- Low risk of de-tracking with double-flange rollers



## EXCELLENT WORKING RANGE

- Long and short arms available
- Ample boom swing angles
- Ample bucket rollback angle



## HIGH VERSATILITY

- Offering of integrated attachments
- Mono or bi-directional hydraulic oil flow
- Additional counterweight available (CX17C)



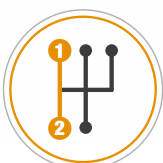
## BLADE EFFECTIVENESS

- 2-pin blade folding design
- Superior blade height and lift



## EASY TO TRANSPORT

- Tie down hooks
- Less than 1,0 meter wide with retracted undercarriage



## OPTIMIZED TRACTION AND SPEED

- Auto shift-down (CX17C)

# C-SERIES

## MINI EXCAVATORS



### GREAT RELIABILITY: A GIVEN ON CASE EXCAVATORS

World class components and a well-organized plant

- **World class components:** C-Series minis are designed for reliability, components are sourced from the best suppliers on the market and assembled in CASE's Excavator Hub, a World Class Manufacturing production plant. The result: simply highly reliable machines.
- **Boom and arm reinforced mounting pin:** the pivot pin that holds boom and arm together is a critical point on any excavator. On CASE C-Series the pin is secured from both sides minimizing the risk of play between boom and arm.
- **Protected travel motor hoses:** travel motor hoses are well protected inside the track frame.
- **Protected cylinders:** boom, arm, bucket and blade cylinders are well protected with a steel cover.



### EASY AND SAFE SERVICEABILITY

Grouped service points under the hood

C-Series are designed for serviceability:

- Rationalized service points layout
- Convenient check points on left side of the excavator
- Easy-to-remove side panels for full maintenance and repair access
- Two-piece blade hydraulic hoses (CX17C)
- Extended life of components:  
Bushings: 250h, Hydraulic filters: 1000 h, Hydraulic oil: 2000h



**GET THE JOB DONE NOW  
AND FOR MANY YEARS TO COME**



## STANDARD EQUIPMENT

- Short arm (960 mm)
- Rubber tracks 230 mm
- TOPS / FOPS certified Cab / Canopy
- Emergency stop switch (CX17C)
- Pilot system with accumulator
- 2 speed travel with auto shift-down system (CX17C)
- 1st auxiliary 2-way circuit controlled with pedal
- Foldable boom swing pedal
- Variable undercarriage with extendable dozer blade
- Suspension seat with seatbelt
- Standard anti-theft with interval setting function
- Waterproof digital instrument cluster
- Centralized greasing inlet

## OPTIONAL EQUIPMENT

- Long arm (1120 mm)
- 1st auxiliary 2-way circuit controlled with joystick (CX17C)
- Hydraulic quick coupler provision
- Beacon (CX17C and CX18C Cab)
- Travel alarm
- Additional counterweight (CX17C)
- Radio with USB (CX18C Cab)

*Standard and Optional equipment may vary. Consult your CASE dealer for details.*

# C-SERIES

## MINI EXCAVATORS

### SPECIFICATIONS

#### ENGINE

	CX17C	CX18C
Model _____	Kubota D902 898	Mitsubishi L3E 952
Displacement (cm <sup>3</sup> ) _____	16.8 / 12.5	16.8 / 12.5
Rated gross horse power (hp/kW) _____ (ISO 14396)		
@ rpm _____	2300	2300
Max torque (Nm/rpm) _____	54 / 1900	53 / 1600
Emissions level _____	Tier 4F / Stage V	Tier 3 / Transition Stage V

#### HYDRAULIC SYSTEM

Variable displacement axial piston pumps		
- Pump delivery (l/min) _____	2 x 18.8	2 x 17
- Pressure (bar) _____	210	210
Gear pump delivery		
- Pump delivery (l/min) _____	11.3	10.4
- Pressure (bar) _____	170	170
1st Auxiliary 2-way Circuit		
- Pump delivery (l/min) _____	30.1	27.4
- Pressure (bar) _____	170	170

#### SLEWING & TRAVEL SPEED

	CX17C	CX18C
Slewing speed (rpm) _____	9.5	9.3
Boom slewing angle (left/right) _____	70° / 54°	60° / 60°
Travel Speed - Low (1 <sup>st</sup> ) (km/h) _____	2.1	2.1
Travel Speed - High (2 <sup>nd</sup> ) (km/h) _____	4.3	4.1

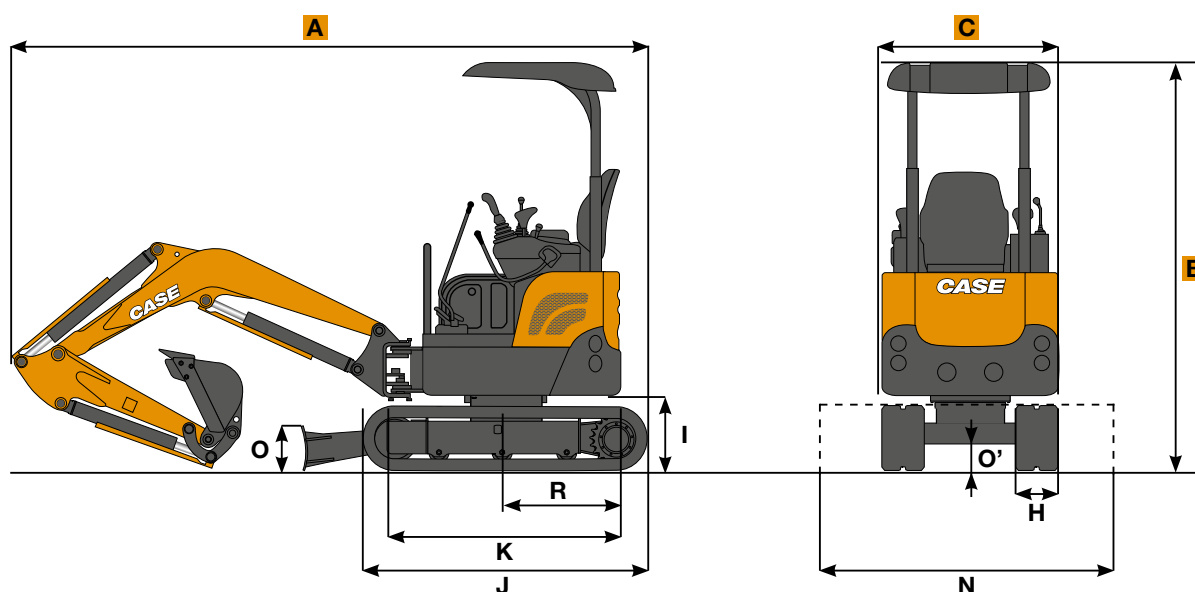
#### OPERATING WEIGHT

(includes operator, full fuel tank and one bucket)		
Cab (kg) _____	N/A	1890
Canopy (kg) _____	1770	1720

#### TRANSPORT FEATURE

(weight is with full fuel tank, without operator, without bucket)		
Weight (Cab) (kg) _____	-	1800
Weight (Canopy) (kg) _____	1680	1630
<b>A</b> Max length (mm) _____	3480   3510*	3840   3855*
<b>B</b> Max height (mm) _____	2320	2300
<b>C</b> Max width (mm) _____	990~1300	980~1250

\* Long arm



#### GENERAL DIMENSIONS

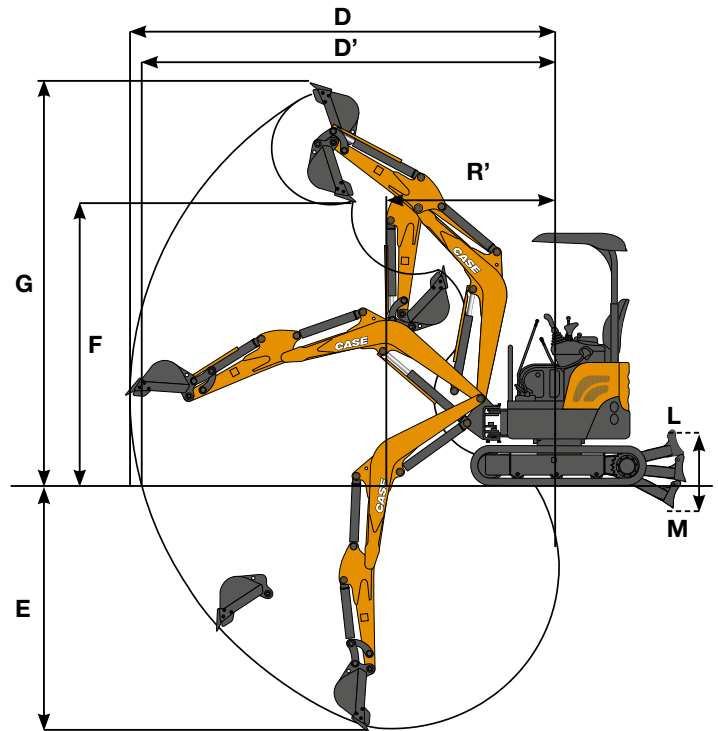
		CX17C	CX18C
R Rear end swing radius	mm	645	1065
R' Min front slew radius	mm	1570 - 1600	1615 - 1660
H Track width	mm	230	230
I Ground clearance of rear end	mm	440	415
J Overall Length of Crawler	mm	1590	1590
K Center distance of tumbler	mm	1230	1230
L Blade max lifting	mm	285	170
M Blade max lowering	mm	225	240
N Blade width	mm	990~1300	980~1250
O Blade height	mm	250	250
O' Ground clearance of undercarriage	mm	170	150



# SPECIFICATIONS

## DIGGING PERFORMANCES

		CX17C		CX18C	
Dipperstick	mm	960	1120	960	1120
Dipperstick Breakout force (ISO)	kN	8.5	7.6	9.4	8.5
Bucket Breakout force (ISO)	kN	15.5	15.5	15.1	15.1
D Max reach	mm	3900	4030	3970	4120
D' Max reach at ground level	mm	3800	3940	3880	4030
E Max digging depth	mm	2200	2350	2250	2400
F Max dump height	mm	2570	2670	2550	2660
G Max digging height	mm	3580	3680	3670	3780



## LIFTING CAPACITIES

Lift point height (m)	Arm	LIFT-POINT RADIUS					
		1.5 m		2.0 m		3.0 m	

### CX17C Canopy

1.0 m	kg	Blade up		430	430	230	230
		Blade down		*620	460	*400	250
0.0 m	kg		Blade up	*600	*600	390	390
		Blade down	*600	*600	*820	420	*450
-1.0 m	kg		Blade up	630	630	390	390
		Blade down	1060	680	*720	420	

### CX18C Canopy

1.0 m	kg	Blade up		500	470	270	260
		Blade down		*660	500	*420	270
0.0 m	kg		Blade up	*640	*640	470	430
		Blade down	*640	*640	*900	460	*490
-1.0 m	kg		Blade up	750	680	470	430
		Blade down	*1210	730	*800	460	*580

All models are equipped with long arm, no bucket, std counterweight, rubber tracks

ISO 10567: Lifting capacity does not exceed 75% of tipping load or 87% of full hydraulic capacity.

\* Indicates load limited by hydraulic capacity

Lift point height (m)	Arm	LIFT-POINT RADIUS					
		1.5 m		2.0 m		3.0 m	

### CX18C Cab

1.0 m	kg	Blade up		560	520	310	290
		Blade down		*660	550	*420	300
0.0 m	kg		Blade up	*640	*640	530	480
		Blade down	*640	*640	*900	520	*490
-1.0 m	kg		Blade up	850	760	530	480
		Blade down	*1210	820	*800	520	

## ATTACHMENTS

CASE offers an integrated range of attachments

- Standard buckets from 0.025 to 0.060 m<sup>3</sup> SAE Heaped capacity (width from 250 to 600 mm)
- Ditch cleaning buckets
- Mechanical and hydraulic quick couplers (Klac and Lehnhoff-compatible)
- Hydraulic hammers



www.casece.com

**EXPERTS FOR THE REAL WORLD**  
**SINCE 1842**

**CASE**  
CONSTRUCTION



Form No. 20147GB - MediaCross Firenze - 03/13

**CNH INDUSTRIAL  
DEUTSCHLAND GMBH**  
Case Baumaschinen  
Benzstr. 1-3 - D-74076 Heilbronn  
DEUTSCHLAND

**CNH INDUSTRIAL FRANCE, S.A.**  
16-18 Rue des Rochettes  
91150 Morigny-Champigny  
FRANCE

**CNH INDUSTRIAL - UK**  
First Floor, Barclay Court 2,  
Heavens Walk,  
Doncaster - DN4 5HZ  
UNITED KINGDOM

**CNH INDUSTRIAL - SOUTH AFRICA**  
Waterfall Business Park  
Bekker Street, Howick Close  
1685 Midrand - Johannesburg  
REPUBLIC OF SOUTH AFRICA

**CNH INDUSTRIAL  
MAQUINARIA SPAIN, S.A.**  
Avenida Aragón 402  
28022 Madrid  
ESPAÑA

**CNH INDUSTRIAL ITALIA SPA**  
Strada di Settimo, 323  
10099 San Mauro Torinese (TO)  
ITALIA

**CASE CUSTOMER CENTRE  
PARIS**  
RN 330 - Penchard  
77122 - Monthyon  
FRANCE

**CNH INDUSTRIAL - MIDDLE EAST**  
DAFZA - Dubai Airport Free Zone  
West Wing 4 B, Office 642  
P.O. Box 54588, Dubai,  
UNITED ARAB EMIRATES

**NOTE:** Standard and optional fittings can vary according to the demands and specific regulations of each country. The illustrations may include optional rather than standard fittings - consult your Case dealer. Furthermore, CNH Industrial reserves the right to modify machine specifications without incurring any obligation relating to such changes.

Conforms to directive 2006/42/EC

**CASE**  
**00800-2273-7373**

The call is free from a land line.  
Check in advance with your Mobile Operator if you will be charged. Toll free number not available from all calling areas.